



**CONDENSED INTERIM FINANCIAL STATEMENTS  
FOR THE PERIOD ENDED 30 SEPTEMBER 2025**



**DIRECTORS REVIEW ON CONDENSED INTERIM FINANCIAL STATEMENTS**  
**FOR THE PERIOD ENDED 30 SEPTEMBER 2025**

We are pleased to present on behalf of the Board of Directors, the unaudited condensed interim financial statements of Pak China Investment Company Limited (PCICL) for the nine months ended 30 Sept 2025 together with the Directors' Review thereon.

Profit after tax of PCICL clocked at Rs. 1.62 billion for the nine months ended 30 September 2025 as compared to Rs. 1.84 billion in the nine months of prior year, showing a decrease of 11.8%. Resultantly, earning per share has decreased from Rs. 1.85 during last year's first nine months to Rs. 1.45 in current year's first nine months, partially because of issue of new share capital as well. Operating profit (profit before provisions and tax) during the current nine months has touched Rs. 2.08 billion as compared to Rs. 2.86 billion during the first nine months of last year.

Net Interest Income in nine months of 2025 decreased by Rs. 890.81 million, i.e. 27.02% as compared to nine months of 2024 majorly because of sharp reduction in policy rate. This reporting period has witnessed a depreciation of PKR against USD which resulted in foreign exchange revaluation gain of Rs. 51.78 million, while in comparable period, an appreciation of PKR against USD resulted in foreign exchange revaluation loss of Rs. 62.55 million. Gain on securities reflect the sale of shares of a listed company and revaluation of preference shares.

Operating expenses decreased by Rs. 19.17 million majorly due to the vacant position of Managing Director as compared to 2024. Normal annual increments in salaries of employees and inflationary impact offset this decrease. Credit loss allowance and write-offs – net reversal amounted to Rs. 540.32 million, as compared to reversal of Rs. 31.41 million in last year's comparable period. ECL models have been recalibrated and improved using comprehensive dataset and improved economic conditions have been the major reasons for reversal in ECL.


Total assets have decreased by Rs. 35.68 billion as of 30 Sep 2025 as compared to the balance as at 31 December 2024, primarily due to maturity of investment in market treasury bills funded through short-term borrowings.

Finally, on behalf of the Board, I would like to express our gratitude to our shareholders, Ministry of Finance, Government of Pakistan and China Development Bank for their support and State Bank of Pakistan for professional guidance. The Board also wishes to place on record its appreciation of the hard work and dedication of the Management and staff of the Company.

**On behalf of the Board of Directors**

  
**Song Zhenwen**  
Managing Director  
Pak China Investment Co. Ltd.

  
**Amjad Mahmood**  
Chairman Board of Directors  
Pak China Investment Co. Ltd.




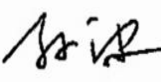

  
17 June 2026  
Islamabad

Saudi Pak Tower, 13th Floor, Jinnah Avenue, Islamabad 44000 Pakistan.  
[T] +92 51 2099650, 2800281, [F] +92 51 2800297

**PAK CHINA INVESTMENT COMPANY LIMITED**  
**CONDENSED INTERIM STATEMENT OF FINANCIAL POSITION (UNAUDITED)**  
**AS AT 30 SEPTEMBER 2025**

		(Unaudited)	(Audited)
		30 September 2025	31 December 2024
	Note	-----R upees-----	
<b>ASSETS</b>			
Cash and balances with treasury banks	5	5,263,605,971	153,936,033
Balances with other banks	6	63,956,151	4,806,312,870
Lendings to financial institutions	7	3,599,602,375	2,009,199,000
Investments	8	14,508,288,810	54,434,851,732
Advances	9	21,108,795,700	18,461,057,027
Property and equipment	10	203,611,244	198,531,928
Right-of-use assets	11	66,146,986	92,114,185
Intangible assets	12	952,221	2,535,201
Deferred tax assets		-	-
Other assets	13	1,152,045,819	1,491,787,234
<b>Total Assets</b>		<b>45,967,005,277</b>	<b>81,650,325,210</b>
<b>LIABILITIES</b>			
Bills payable		-	-
Borrowings	14	15,243,125,766	52,680,469,207
Deposits and other accounts	15	1,776,812,475	2,174,951,256
Lease liabilities	16	85,633,222	76,568,960
Subordinated debt		-	-
Deferred tax liabilities	17	400,706,474	72,038,243
Other liabilities	18	524,721,372	1,467,586,150
<b>Total Liabilities</b>		<b>18,030,999,309</b>	<b>56,471,613,816</b>
<b>NET ASSETS</b>		<b>27,936,005,968</b>	<b>25,178,711,394</b>
<b>REPRESENTED BY</b>			
Share capital		11,136,400,000	9,905,975,280
Advance against issue of shares	19	906,797	230,652,672
Reserves		3,275,571,037	2,951,596,049
Surplus on revaluation of assets	20	193,886,887	267,400,916
Unappropriated / Unremitted profit		13,329,241,247	11,823,086,477
		<b>27,936,005,968</b>	<b>25,178,711,394</b>
<b>CONTINGENCIES AND COMMITMENTS</b>	21		

The annexed notes 1 to 39 form an integral part of these financial statements.


 _____ MANAGING DIRECTOR	 _____ CHIEF FINANCIAL OFFICER	 _____ CHAIRMAN	 _____ DIRECTOR	 _____ DIRECTOR
---	---	---	--	--

PAK CHINA INVESTMENT COMPANY LIMITED  
CONDENSED INTERIM STATEMENT OF PROFIT AND LOSS ACCOUNT (UNAUDITED)  
FOR THE PERIOD ENDED 30 SEPTEMBER 2025

	Note	For the quarter ended		For the nine months ended	
		30 September 2025	30 September 2024	30 September 2025	30 September 2024
		Rupees		Rupees	
Mark-up / Return / Interest earned	22	1,196,274,187	3,442,754,326	3,833,591,539	9,008,016,006
Mark-up / Return / Interest expensed	23	(420,012,825)	(2,367,810,753)	(1,427,173,646)	(5,710,785,268)
<b>Net mark-up / Interest income</b>		<b>776,261,362</b>	<b>1,074,943,573</b>	<b>2,406,417,893</b>	<b>3,297,230,738</b>
<b>NON MARK-UP / INTEREST INCOME</b>					
Fee and commission income	24	25,623,011	31,385,603	54,404,703	59,032,200
Dividend income		-	-	24,675,000	19,775,000
Foreign exchange income / (loss)		(42,805,851)	(12,893,897)	51,777,641	(62,550,483)
Income / (Loss) from derivatives		-	-	-	-
Gain / (Loss) on securities	25	377,513	85,815,774	148,298,752	162,387,090
Net loss on derecognition of financial assets measured at amortised cost	26	(4,651,425)	(2,325,713)	(13,954,275)	(6,977,139)
Other income	27	5,746,889	4,319,824	16,192,565	12,514,481
<b>Total non-markup / interest income</b>		<b>(15,709,863)</b>	<b>106,301,591</b>	<b>281,394,386</b>	<b>184,181,149</b>
<b>Total Income</b>		<b>760,551,499</b>	<b>1,181,245,164</b>	<b>2,687,812,279</b>	<b>3,481,411,887</b>
<b>NON MARK-UP/INTEREST EXPENSES</b>					
Operating expenses	28	197,755,805	197,353,050	606,373,452	625,546,279
Workers welfare fund		-	-	-	-
Other charges	29	-	-	-	-
<b>Total non-markup / interest expenses</b>		<b>197,755,805</b>	<b>197,353,050</b>	<b>606,373,452</b>	<b>625,546,279</b>
<b>Profit before credit loss allowance</b>		<b>562,795,694</b>	<b>983,892,115</b>	<b>2,081,438,827</b>	<b>2,855,865,609</b>
Credit loss allowance and write offs - net	30	(32,640,321)	52,670,141	(540,325,319)	(31,407,963)
<b>PROFIT BEFORE TAXATION</b>		<b>595,436,015</b>	<b>931,221,974</b>	<b>2,621,764,146</b>	<b>2,887,273,572</b>
Taxation	31	275,086,385	321,220,757	1,001,889,204	1,050,503,213
<b>PROFIT AFTER TAXATION</b>		<b>320,349,630</b>	<b>610,001,217</b>	<b>1,619,874,942</b>	<b>1,836,770,359</b>
<b>Basic and diluted earnings per share</b>	32	<b>0.29</b>	<b>0.62</b>	<b>1.45</b>	<b>1.85</b>

The annexed notes 1 to 39 form an integral part of these financial statements.

  
MANAGING DIRECTOR

  
CHIEF FINANCIAL OFFICER

  
CHAIRMAN

  
DIRECTOR

  
DIRECTOR

**PAK CHINA INVESTMENT COMPANY LIMITED**  
**CONDENSED INTERIM STATEMENT OF COMPREHENSIVE INCOME (UNAUDITED)**  
**FOR THE PERIOD ENDED 30 SEPTEMBER 2025**

	For the quarter ended		For the nine months ended	
	30 September 2025	30 September 2024	30 September 2025	30 September 2024
	Rupees		Rupees	
Profit after taxation for the period	320,349,633	610,001,217	1,619,874,942	1,836,770,359
<b>Other comprehensive income</b>				
<b>Items that may be reclassified to profit and loss account in subsequent periods:</b>				
Movement in (deficit) / surplus on revaluation of debt investments through FVOCI - net of tax	(14,286,512)	73,062,859	(157,682,925)	58,838,746
<b>Items that will not be reclassified to profit and loss account in subsequent periods:</b>				
Movement in (deficit) / surplus on revaluation of Shares through FVOCI - net of tax	179,767,886	41,025,583	209,528,066	125,501,219
Remeasurement gain on defined benefit obligations - net of tax	-	-	-	-
Profit after taxation for the period ended 30 September 2024	179,767,886	41,025,583	209,528,066	125,501,219
<b>Total comprehensive income</b>	<b>485,831,007</b>	<b>724,089,659</b>	<b>1,671,720,083</b>	<b>2,021,110,324</b>

The annexed notes 1 to 39 form an integral part of these financial statements.

  
 \_\_\_\_\_  
 MANAGING DIRECTOR

  
 \_\_\_\_\_  
 CHIEF FINANCIAL OFFICER

  
 \_\_\_\_\_  
 CHAIRMAN

  
 \_\_\_\_\_  
 DIRECTOR

  
 \_\_\_\_\_  
 DIRECTOR


PAK CHINA INVESTMENT COMPANY LIMITED  
CONDENSED INTERIM STATEMENT OF CHANGES IN EQUITY (UNAUDITED)  
FOR THE PERIOD ENDED 30 SEPTEMBER 2025

	Share Capital	Advance against issue of shares	Statutory reserve *	Surplus / (deficit) on revaluation of investments	Unappropriated profit	Total
<b>Balance as at 01 January 2024</b>	9,905,975,280	15,212,360	2,463,427,065	(462,447,573)	9,857,585,325	21,779,752,457
Profit after taxation for the period ended 30 September 2024	-	-	-	-	1,836,770,359	1,836,770,359
Movement in deficit on revaluation of investments in debt instruments - net of tax	-	-	-	58,838,746	-	58,838,746
Movement in deficit on revaluation of investments in equity instruments - net of tax	-	-	-	125,501,219	-	125,501,219
Remeasurement gain on defined benefit obligations - net of tax	-	-	-	-	-	-
<b>Total comprehensive income / (loss) - net of tax</b>	-	-	-	184,339,965	-	184,339,965
Transfer to statutory reserve	-	-	367,354,072	-	(367,354,072)	-
Transaction with owners recognized directly in equity						
Advance against issue of shares	-	100,000,000	-	-	-	100,000,000
<b>Balance as at 30 September 2024</b>	<b>9,905,975,280</b>	<b>115,212,360</b>	<b>2,830,781,137</b>	<b>(278,107,608)</b>	<b>11,327,001,612</b>	<b>23,900,862,781</b>
Profit after taxation for the period ended 31 December 2024	-	-	-	-	604,074,558	604,074,558
Movement in deficit on revaluation of investments in debt instruments - net of tax	-	-	-	152,300,202	-	152,300,202
Movement in deficit on revaluation of investments in equity instruments - net of tax	-	-	-	393,208,320	-	393,208,320
Remeasurement gain on defined benefit obligations - net of tax	-	-	-	-	12,825,219	12,825,219
<b>Total comprehensive income - net of tax</b>	-	-	-	545,508,522	12,825,219	558,333,741
Transfer to statutory reserve	-	-	120,814,912	-	(120,814,912)	-
Transaction with owners recognized directly in equity						
Advance against issue of shares	-	115,440,312	-	-	-	115,440,312
<b>Balance as at 31 December 2024</b>	<b>9,905,975,280</b>	<b>230,652,672</b>	<b>2,951,596,049</b>	<b>267,400,914</b>	<b>11,823,086,477</b>	<b>25,178,711,392</b>
Impact of Change in accounting policy						
Change in accounting policy as at January 01, 2025 - note 3.2.1	-	-	-	(125,359,170)	210,254,816	84,895,646
Transfer to statutory reserve	-	-	-	-	-	-
<b>Adjusted balances as at 01 January 2025</b>	<b>9,905,975,280</b>	<b>230,652,672</b>	<b>2,951,596,049</b>	<b>142,041,744</b>	<b>12,033,341,293</b>	<b>25,263,607,038</b>
<b>Profit after taxation for the period ended 30 September 2025</b>	-	-	-	-	1,619,874,942	1,619,874,942
Movement in deficit on revaluation of investments in debt instruments - net of tax	-	-	-	(157,682,925)	-	(157,682,925)
Movement in surplus / (deficit) on revaluation of investments in equity instruments - net of tax	-	-	-	209,528,066	-	209,528,066
Remeasurement gain on defined benefit obligations - net of tax	-	-	-	-	-	-
<b>Total comprehensive income - net of tax</b>	-	-	-	51,845,141	-	51,845,141
Transfer to statutory reserve	-	-	323,974,988	-	(323,974,988)	-
Transaction with owners recorded directly in equity						
Advance against issue of shares	-	1,000,678,845	-	-	-	1,000,678,845
Issue of Share Capital	1,230,424,720	(1,230,424,720)	-	-	-	-
	1,230,424,720	(229,745,875)	-	-	-	1,000,678,845
<b>Balance as at 30 September 2025</b>	<b>11,136,400,000</b>	<b>906,797</b>	<b>3,275,571,037</b>	<b>193,886,887</b>	<b>13,329,241,247</b>	<b>27,936,005,968</b>

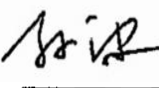
\* According to BPD Circular No. 15, dated 31 May 2004, issued by the SBP, an amount not less than 20% of the after tax profits shall be transferred to create a reserve fund, till such time the reserve fund equals the amount of the paid-up capital of the Company, and after that a sum not less than 5% of the profit after tax shall be credited to the said reserve.

The annexed notes 1 to 39 form an integral part of these financial statements.

  
MANAGING DIRECTOR

  
CHIEF FINANCIAL OFFICER

  
CHAIRMAN

  
DIRECTOR

  
DIRECTOR


**PAK CHINA INVESTMENT COMPANY LIMITED**  
**CONDENSED INTERIM CASH FLOW STATEMENT (UNAUDITED)**  
**FOR THE PERIOD ENDED 30 SEPTEMBER 2025**


		<u>For the nine months ended</u>	
		<u>30 September</u>	<u>30 September</u>
		<u>2025</u>	<u>2024</u>
		-----Rupees-----	
<b>CASH FLOW FROM OPERATING ACTIVITIES</b>			
	Note		
Profit before taxation		2,621,764,146	2,887,273,572
Less: Dividend income		(24,675,000)	(19,775,000)
		<u>2,597,089,146</u>	<u>2,867,498,572</u>
<b>Adjustments:</b>			
Depreciation	28	8,542,938	14,948,985
Depreciation on right-of-use assets	28	34,545,041	35,779,810
Amortization	28	1,582,980	1,584,438
Credit loss allowance and write-offs	30	(601,739,794)	(31,407,963)
Loss on disposal of property and equipment		(967,393)	(29,941)
Finance charges on leased assets	23	9,064,262	12,740,503
Provision for gratuity		13,213,233	19,774,531
Unrealized loss on revaluation of 'FVTPL' securities	25	(78,981,226)	(97,125,400)
Profit after taxation for the period ended 30 September 2024		<u>(51,777,641)</u>	<u>62,550,483</u>
		<u>(666,517,600)</u>	<u>18,815,446</u>
		<u>1,930,571,546</u>	<u>2,886,314,018</u>
<b>(Increase) / Decrease in operating assets</b>			
Lendings to financial institutions		(1,590,403,375)	1,535,692,280
Advances		(2,154,261,760)	1,046,375,688
Others assets (excluding advance taxation)		102,272,556	(628,789,174)
		<u>(3,642,392,579)</u>	<u>1,953,278,794</u>
<b>Increase/ (Decrease) in operating liabilities</b>			
Borrowings from financial institutions		(38,190,507,072)	12,411,429,746
Deposits		(398,138,781)	11,352,838
Others liabilities (excluding current taxation)		(817,681,298)	1,568,012,833
		<u>(39,406,327,151)</u>	<u>13,990,795,417</u>
<b>Payments against off-balance sheet obligations</b>			
Income tax paid		(554,398,802)	(994,389,319)
Contribution to plan assets		9,743,443	(24,239,736)
		<u>(544,655,359)</u>	<u>(1,018,629,055)</u>
Net cash flow (used in) / from operating activities		<u>(41,662,803,543)</u>	<u>17,811,759,174</u>
<b>CASH FLOW FROM INVESTING ACTIVITIES</b>			
Net Investments in securities classified as FVOCI		39,920,586,604	(19,138,281,376)
Dividends received		24,675,000	19,775,000
Investments in property and equipment		(22,611,886)	(31,508,912)
Disposal of property and equipment		999,064	287,454
Net cash flow from / (used in) investing activities		<u>39,923,648,782</u>	<u>(19,149,727,834)</u>
<b>CASH FLOW FROM FINANCING ACTIVITIES</b>			
Payments of lease obligations against right-of-use assets		-	(20,328,000)
Receipts/ Payments of long term liabilities		634,833,333	1,769,312,500
Issue of share capital		1,230,424,720	-
Advance for issue of share		(229,745,875)	215,440,312
Net cash flow from / (used in) financing activities		<u>1,635,512,178</u>	<u>1,964,424,812</u>
Effects of exchange rate changes on cash and cash equivalents		51,777,641	(62,550,483)
<b>Increase in cash and cash equivalents</b>		<u>(51,864,942)</u>	<u>563,905,669</u>
<b>Cash and cash equivalents at beginning of the year</b>		<u>287,536,438</u>	<u>111,906,548</u>
<b>Cash and cash equivalents at end of the year</b>	33	<u>235,671,496</u>	<u>675,812,217</u>

The annexed notes 1 to 39 form an integral part of these financial statements.

Profit after taxation for the period ended 30 September 2025

  
 \_\_\_\_\_  
 MANAGING DIRECTOR

  
 \_\_\_\_\_  
 CHIEF FINANCIAL OFFICER

  
 \_\_\_\_\_  
 CHAIRMAN

  
 \_\_\_\_\_  
 DIRECTOR

  
 \_\_\_\_\_  
 DIRECTOR

**PAK CHINA INVESTMENT COMPANY LIMITED  
NOTES TO THE FINANCIAL STATEMENTS (UNAUDITED)  
FOR THE PERIOD ENDED 30 SEPTEMBER 2025**

**1 STATUS AND NATURE OF BUSINESS**

Pak China Investment Company Limited (the Company) is a public limited company incorporated in Pakistan on July 27, 2007 under the Companies Ordinance, 1984 (Repealed with the enactment of the Companies Act, 2017 on May 30, 2017). The registered office of the Company is situated at 13th Floor, Saudi Pak Tower, Blue Area, Islamabad. The Company is a 50:50 joint venture between the 'Government of People's Republic of China' and 'Government of Islamic Republic of Pakistan' through China Development Bank and Ministry of Finance, respectively. The Company's objectives include, inter alia, investment and financing in infrastructure projects, and in industrial, manufacturing, non-manufacturing and financial sectors.

The Company commenced business after obtaining the Certificate of Commencement of Business, from the Securities and Exchange Commission of Pakistan (SECP), on 02 November 2007, and the permission to commence business from the State Bank of Pakistan (SBP), on 10 January 2008.

**2 BASIS OF PRESENTATION**

The disclosures made in these condensed interim financial statements have been limited based on the format prescribed by the SBP through BPRD Circular Letter No. 02 dated February 09, 2023 and the requirements of International Accounting Standard 34, "Interim Financial Reporting". They do not include all the information and disclosures required for annual financial statements, and therefore should be read in conjunction with the annual audited financial statements for the year ended December 31, 2024.

**2.1 STATEMENT OF COMPLIANCE**

These condensed interim financial statements have been prepared in accordance with the accounting and reporting standards as applicable in Pakistan. The accounting and reporting standards comprise of:

- International Financial Reporting Standards (IFRS) issued by the International Accounting Standards Board (IASB) as are notified under the Companies Act, 2017;
- Provisions of and directives issued under the Banking Companies Ordinance, 1962 and the Companies Act, 2017; and
- Directives issued by the State Bank of Pakistan (SBP) & the Securities and Exchange Commission of Pakistan (SECP).

Wherever the requirements of the Banking Companies Ordinance, 1962, the Companies Act, 2017 and the directives issued by the SBP and the SECP differ with the requirements of IFRS and IFAS the requirements of the Banking Companies Ordinance, 1962, the Companies Act, 2017 and the said directives, shall prevail.

The SBP has deferred the applicability of International Accounting Standard (IAS) 40, 'Investment property' for Banks and DFIs through BSD Circular Letter No. 10 dated August 26, 2002 till further instructions. Accordingly, the requirements of this standard have not been considered in the preparation of these condensed interim financial statements. Further, the SECP, through S.R.O 411(1)/2008 dated April 28, 2008, has deferred the applicability of IFRS 7, Financial Instruments: Disclosures, to banks and DFIs.

The Company believes that there is no significant doubt on the Company's ability to continue as a going concern. Therefore, the condensed interim financial statements continue to be prepared on the going concern basis.

**PAK CHINA INVESTMENT COMPANY LIMITED**  
**NOTES TO THE FINANCIAL STATEMENTS (UNAUDITED)**  
**FOR THE PERIOD ENDED 30 SEPTEMBER 2025**

**2.2 Standards, interpretations of and amendments to published approved accounting and reporting standards that are not yet effective**

There are various other standards, interpretations and amendments to accounting standards as applicable in Pakistan that are not yet effective in the current period. These are not likely to have material effect on the Company's financial statements.

**2.3 Standards, interpretations of and amendments to published approved accounting and reporting standards that are effective in the current period**

There are certain new and amended standards, interpretations and amendments that are mandatory for the Company's accounting periods beginning on or after January 1, 2025 but are considered not to be relevant or do not have any significant effect on the Company's operations and are therefore not detailed in these condensed interim financial statements, except for the changes mentioned below:

Effective from January 1, 2023, the Company adopted IFRS 9, with the exception of measuring unquoted equity securities at fair value. The State Bank of Pakistan (SBP) permitted, through BPRD Circular No. 3 of 2022 dated July 5, 2022, "IFRS 9 Financial Instruments Application Instructions," and BPRD Circular Letter No. 16 of 2024 dated July 29, 2024, to continue measuring unquoted equity securities at the lower of cost or breakup value until December 31, 2024. Effective January 1, 2025, the Company adopted the measurement of investments in unquoted securities at fair value as required by IFRS 9 Financial Instruments.

**2.4 CRITICAL ACCOUNTING ESTIMATES AND JUDGMENTS**

The basis for accounting estimates adopted in the preparation of these condensed interim financial statements is the same as that applied in the preparation of the audited annual financial statements for the year ended December 31, 2024.

**3 MATERIAL ACCOUNTING POLICIES**

The material accounting policies in the preparation of these condensed interim financial statements are consistent with those applied in the preparation of the audited annual financial statements of the Company for the year ended December 31, 2024 except for the valuation of unquoted equity securities which were previously measured at the lower of cost or breakup value and now it has been measured at fair value in accordance with IFRS-9 Financial Instruments.

**3.1 Transitioning adjustments**

This change in measurement has been applied retrospectively without restating the comparatives. Consequently, the difference between the previously reported carrying amounts of investments as of December 31, 2024 has been recognized in opening retained earnings. The reconciliation is shown below.

	<b>Rupees</b>
<b>Investment</b>	
Carrying amount as of December 31, 2024 - as reported	54,434,851,732
<b>IFRS 9 Impact</b>	
Reversal of provision in value of diminution	532,552,177
Fair value loss in other comprehensive income	(353,514,212)
<b>Carrying amount as of January 1, 2025 - as restated</b>	<b>54,613,889,697</b>

**3.2 Fair valuation of unlisted equity securities**

The measurement of the fair value of investments in unquoted equity securities involves the use of different methodologies and assumptions. The company uses valuation techniques that maximize the use of relevant observable inputs and minimize the use of unobservable inputs. The chosen valuation techniques incorporate various factors that market participants would consider in pricing a transaction. When observable inputs are not readily available, the fair value is determined using valuation techniques that include the use of mathematical models.

**Surplus/(deficit) on revaluation of investments**

Unquoted equity investments, previously measured at the lower of cost or breakup value, are now measured at fair value through other comprehensive income (OCI). The accounting policy are summarized below:

Unquoted equity securities are initially recognized at fair value through other comprehensive income and fair value through profit and loss. Any change in the fair value of these securities are recognized in other comprehensive income (OCI) and profit and loss (P&L). On derecognition of equity investment classified as fair value through other comprehensive income, accumulated fair value gain / losses on investments are transferred to retained earning.

**PAK CHINA INVESTMENT COMPANY LIMITED**  
**NOTES TO THE FINANCIAL STATEMENTS (UNAUDITED)**  
**FOR THE PERIOD ENDED 30 SEPTEMBER 2025**

**3.2.1 Reconciliation of Surplus / (deficit) on revaluation of investments and Unappropriated profit**

The impact of above transition to IFRS 9 on surplus / (deficit) on revaluation of investments and unappropriated profit as at January 01, 2025 is as follows:

<b>Surplus on revaluation of assets - net</b>		<b>Carrying amount as of January 1, 2025 - as restated</b>
		<b>Rupees</b>
Carrying amount as of December 31, 2024 - as reported		267,400,916
<b>IFRS 9 Impact</b>		
Fair value loss in other comprehensive income	(205,506,838)	
Deferred tax impact	80,147,667	(125,359,171)
<b>Carrying amount as of January 01, 2025 - as restated</b>		<b>142,041,745</b>
<b>Unappropriated / Unremitted profit - net</b>		11,823,086,478
Carrying amount as of December 31, 2024 - as reported		
<b>IFRS 9 Impact</b>		
Reversal of provision in value of diminution	492,687,402	
Fair loss in unappropriated / unremitted profit	(148,007,375)	
Deferred tax impact	(134,425,211)	210,254,816
<b>Carrying amount as of January 01, 2025 - as restated</b>		<b>12,033,341,294</b>

**4 FINANCIAL RISK MANAGEMENT**

The financial risk management objectives and policies adopted by the Company are consistent with those disclosed in the audited annual financial statements for the year ended December 31, 2024. These risk management policies continue to remain robust and the Company is reviewing its portfolio regularly and conducts rapid portfolio reviews in line with the emerging risks.

**PAK CHINA INVESTMENT COMPANY LIMITED**  
**NOTES TO THE FINANCIAL STATEMENTS (UNAUDITED)**  
**FOR THE PERIOD ENDED 30 SEPTEMBER 2025**

		(Unaudited) 30 September 2025	(Audited) 31 December 2024
		-----Rupees-----	
<b>5 CASH AND BALANCES WITH TREASURY BANKS</b>	<b>Note</b>		
<b>In hand</b>			
Local currency		75,000	3,869
<b>With State Bank of Pakistan in</b>			
Local currency current account	5.1	170,234,761	152,676,868
<b>With National Bank of Pakistan in</b>			
Local currency current account		1,296,376	945,409
Foreign currency current account		109,209	309,887
Foreign currency deposit account	5.2	<u>5,091,890,625</u>	-
		<u>5,263,605,971</u>	<u>153,936,033</u>
Less: Credit loss allowance held against cash and balances with treasury banks		-	-
<b>Cash and balances with treasury banks - net of credit loss allowance</b>		<u><u>5,263,605,971</u></u>	<u><u>153,936,033</u></u>

**5.1** This mainly represents the minimum cash reserve required to be maintained with SBP, in accordance with the requirements of DMMD Circular No. 21 dated 5 October 2012.

**5.2** This mainly represents a foreign currency term deposit of USD 18,104,500 (2024: Nil) carrying mark-up rate of 6.36% (2024: Nil) per annum and will mature on 24 June 2026. The related accrued interest on this FDR is also presented in Note 13.

		(Unaudited) 30 September 2025	(Audited) 31 December 2024
		-----Rupees-----	
<b>6 BALANCES WITH OTHER BANKS</b>	<b>Note</b>		
<b>In Pakistan</b>			
In current account		388,357	384,357
In deposit account	6.1	<u>63,567,794</u>	4,805,954,044
		<u>63,956,151</u>	4,806,338,401
Less: Credit loss allowance held against balances with other banks		-	(25,531)
<b>Balances with other banks - net of credit loss allowance</b>		<u><u>63,956,151</u></u>	<u><u>4,806,312,870</u></u>

**6.1** This balance includes term deposit receipt (TDR) amounting to USD. Nil (2024: USD 16,787,275), carrying an interest rate of Nil (2024: 9.10%) with a maturity of 12 months. The related accrued interest on this TDR is also presented in Note 13.

		(Unaudited) 30 September 2025	(Audited) 31 December 2024
		-----Rupees-----	
<b>7 LENDINGS TO FINANCIAL INSTITUTIONS</b>			
Reverse repo agreements		3,599,602,375	2,009,199,000
Less: Credit loss allowance held against lending to financial institutions		-	-
<b>Lendings to financial institutions - net of credit loss allowance</b>		<u><u>3,599,602,375</u></u>	<u><u>2,009,199,000</u></u>

PAK CHINA INVESTMENT COMPANY LIMITED  
NOTES TO THE FINANCIAL STATEMENTS (UNAUDITED)  
FOR THE PERIOD ENDED 30 SEPTEMBER 2025

8 INVESTMENTS	(Unaudited)				(Audited)				
	30 September 2025				31 December 2024				
8.1 Investments by type	Note	Cost / Amortized cost	Credit loss allowance	Surplus / (Deficit)	Carrying Value	Cost / Amortized cost	Credit loss allowance	Surplus / (Deficit)	Carrying Value
		-----Rupees-----				-----Rupees-----			
<b>FVTPL</b>									
Shares		502,872,150	-	(52,393,662)	450,478,488	517,829,391	(187,872,150)	271,913,242	601,870,483
		502,872,150	-	(52,393,662)	450,478,488	517,829,391	(187,872,150)	271,913,242	601,870,483
<b>FVOCI</b>									
Federal Government securities		5,972,711,805	-	(1,626,010)	5,971,085,795	44,793,925,370	-	210,025,231	45,003,950,601
Shares		1,798,163,240	-	235,914,741	2,034,077,981	1,798,163,240	(344,680,027)	109,661,571	1,563,144,784
Non Government debt securities	8.3	6,091,234,525	(346,540,263)	71,733,238	5,816,427,500	7,582,734,874	(438,234,272)	121,385,262	7,265,885,864
Profit after taxation for the period ended 30 Sep		13,862,109,570	(346,540,263)	306,021,969	13,821,591,276	54,174,823,484	(782,914,299)	441,072,064	53,832,981,249
<b>Amortized cost</b>									
Non Government debt securities		236,219,046	-	-	236,219,046	-	-	-	-
<b>Total Investments</b>		<b>14,601,200,766</b>	<b>(346,540,263)</b>	<b>253,628,307</b>	<b>14,508,288,810</b>	<b>54,692,652,875</b>	<b>(970,786,449)</b>	<b>712,985,306</b>	<b>54,434,851,732</b>

	(Unaudited)	(Audited)
	30 September 2025	31 December 2024
	----- Rupees -----	
8.1.1 Investments given as collateral		
T-Bills / Pakistan Investment Bonds	-	41,295,743,142

PAK CHINA INVESTMENT COMPANY LIMITED  
NOTES TO THE FINANCIAL STATEMENTS (UNAUDITED)  
FOR THE PERIOD ENDED 30 SEPTEMBER 2025

8.2 Credit Loss Allowance / provision for diminution in value of investments

Opening Balance

Impact of remeasurement due to adoption of IFRS - 9

Charge / Reversal

Charge for the period

Reversals for the period

Closing Balance

(Unaudited)	(Audited)
30 September 2025	31 December 2024
----- Rupees -----	

970,786,449      1,257,326,164

(532,552,177)      -

72,796,935	(247,208,768)
(164,490,944)	(39,330,947)
(91,694,009)	(286,539,715)

**346,540,263**      970,786,449

8.3 Particulars of credit loss allowance against debt securities

Domestic

Performing                      Stage 1

Underperforming              Stage 2

Non-performing                Stage 3

    Substandard

    Doubtful

    Loss

**Total**

(Unaudited)		(Audited)	
30 September 2025		31 December 2024	
-----Rupees-----			
Outstanding amount	Credit loss allowance held	Outstanding amount	Credit loss allowance held
5,752,365,193	8,695,594	7,107,232,563	86,561,902
1,024,832	169	124,834,311	1,004,370
-	-	-	-
-	-	-	-
337,844,500	337,844,500	350,668,000	350,668,000
<b>6,091,234,525</b>	<b>346,540,263</b>	7,582,734,874	438,234,272

PAK CHINA INVESTMENT COMPANY LIMITED  
NOTES TO THE FINANCIAL STATEMENTS (UNAUDITED)  
FOR THE PERIOD ENDED 30 SEPTEMBER 2025

9 ADVANCES

	(Unaudited)	(Audited)	(Unaudited)	(Audited)	(Unaudited)	(Audited)
	Performing		Non performing		Total	
	30 September 2025	31 December 2024	30 September 2025	31 December 2024	30 September 2025	31 December 2024
----- Rupees -----						
Loans, cash credits, running finances, etc.	<b>18,077,554,928</b>	15,991,575,746	<b>1,303,389,260</b>	1,381,213,068	<b>19,380,944,188</b>	17,372,788,815
Islamic Financing and related assets	<b>2,970,579,634</b>	2,716,895,489	<b>173,305,871</b>	110,113,112	<b>3,143,885,505</b>	2,827,008,601
Advances - gross	<b>21,048,134,562</b>	18,708,471,236	<b>1,476,695,131</b>	1,491,326,180	<b>22,524,829,693</b>	20,199,797,416
Credit loss allowance against advances						
- Stage 1	<b>23,971,612</b>	215,611,318	-	-	<b>23,971,612</b>	215,611,318
- Stage 2	<b>106,290,451</b>	118,888,946	-	-	<b>106,290,451</b>	118,888,946
- Stage 3	-	-	<b>1,285,771,930</b>	1,404,240,125	<b>1,285,771,930</b>	1,404,240,125
	<b>130,262,063</b>	334,500,264	<b>1,285,771,930</b>	1,404,240,125	<b>1,416,033,993</b>	1,738,740,389
Advances - net of credit loss allowance	<b>20,917,872,499</b>	18,373,970,972	<b>190,923,201</b>	87,086,055	<b>21,108,795,700</b>	18,461,057,027
					(Unaudited)	(Audited)
					30 September 2025	31 December 2024
					----- Rupees -----	
9.1 Particulars of advances (Gross)					<b>22,524,829,693</b>	20,199,797,416
In local currency						

**PAK CHINA INVESTMENT COMPANY LIMITED**  
**NOTES TO THE FINANCIAL STATEMENTS**  
**FOR THE PERIOD ENDED 30 SEPTEMBER 2025**

**9.2** Advances include Rs.1,476.6 million (2024: Rs.1,491.3 million) which have been placed under non-performing / Stage 3 status as detailed below:-

	(Unaudited)		(Audited)	
	30 September 2025		31 December 2024	
	Non Performing Loans	Credit loss allowance	Non Performing Loans	Credit loss allowance
	----- Rupees -----			
<b>Category of Classification in stage 3</b>				
<b>Domestic</b>				
Other Assets Especially Mentioned (OAEM) Stage 3	173,305,871	10,354,149	110,113,112	84,377,795
Substandard Stage 3	-	-	-	-
Doubtful Stage 3	262,492,768	234,521,289	262,500,000	201,149,262
Loss Stage 3	1,040,896,492	1,040,896,492	1,118,713,068	1,118,713,068
	<b>1,476,695,131</b>	<b>1,285,771,930</b>	1,491,326,180	1,404,240,125

**9.3** Particulars of credit loss allowance against advances

	(Unaudited)				(Audited)			
	30 September 2025				31 December 2024			
	Stage 1	Stage 2	Stage 3	Total	Stage 1	Stage 2	Stage 3	Total
	----- Rupees -----							
Profit after taxation for the period ended 30 S								
Opening balance	215,611,318	118,888,946	1,404,240,125	1,738,740,389	101,059,213	179,506,976	1,297,164,432	1,577,730,621
Charge for the period	17,301,983	-	-	17,301,983	126,519,440	63,625,655	205,272,033	395,417,128
Reversals	(208,941,689)	(12,598,495)	(118,468,195)	(340,008,379)	(11,967,335)	(124,243,685)	(98,196,340)	(234,407,360)
	(191,639,706)	(12,598,495)	(118,468,195)	(322,706,396)	114,552,105	(60,618,030)	107,075,693	161,009,768
Amounts written off	-	-	-	-	-	-	-	-
Closing balance	<b>23,971,612</b>	<b>106,290,451</b>	<b>1,285,771,930</b>	<b>1,416,033,993</b>	215,611,318	118,888,946	1,404,240,125	1,738,740,389

**PAK CHINA INVESTMENT COMPANY LIMITED**  
**NOTES TO THE FINANCIAL STATEMENTS**  
**FOR THE PERIOD ENDED 30 SEPTEMBER 2025**

**9.4 Advances - Particulars of credit loss allowance**  
**Profit after taxation for the period ended**

	<b>(Unaudited)</b>				<b>(Audited)</b>			
	<b>30 September 2025</b>				<b>31 December 2024</b>			
	<b>Stage 1</b>	<b>Stage 2</b>	<b>Stage 3</b>	<b>Total</b>	<b>Stage 1</b>	<b>Stage 2</b>	<b>Stage 3</b>	<b>Total</b>
	<b>Rupees</b>							
9.4.1 Opening Balance	215,611,318	118,888,946	1,404,240,125	1,738,740,389	101,059,213	179,506,976	1,297,164,432	1,577,730,621
New Advances	21,840,328	-	-	21,840,328	63,275,248	-	-	63,275,248
Advances derecognised or repaid	(9,849,979)	(339,336)	(118,468,195)	(128,657,510)	(64,580,280)	(10,855,243)	(98,441,671)	(173,877,194)
Transfer to stage 1	-	-	-	-	115,825,464	(115,825,464)	-	-
Transfer to stage 2	-	-	-	-	(5,555,998)	5,555,998	-	-
Transfer to stage 3	-	-	-	-	(2,613,606)	-	2,613,606	-
	11,990,349	(339,336)	(118,468,195)	(106,817,182)	106,350,828	(121,124,709)	(95,828,065)	(110,601,946)
Amounts written off / charged off	-	-	-	-	-	-	-	-
Changes in risk parameters	(203,630,055)	(12,259,159)	-	(215,889,214)	8,201,277	60,506,679	202,903,758	271,611,714
Charge for the period	-	-	-	-	-	-	-	-
Closing Balance	23,971,612	106,290,451	1,285,771,930	1,416,033,993	215,611,318	118,888,946	1,404,240,125	1,738,740,389

**9.4.2 Advances - Category of Classification**

**Domestic**

Performing	Stage 1
Underperforming	Stage 2
Non-performing	Stage 3
Other Assets especially mentioned	
Substandard	
Doubtful	
Loss	

	<b>(Unaudited)</b>		<b>(Audited)</b>	
	<b>30 September 2025</b>		<b>31 December 2024</b>	
	<b>Outstanding amount</b>	<b>Credit loss allowance Held</b>	<b>Outstanding amount</b>	<b>Credit loss allowance Held</b>
	<b>Rupees</b>			
Performing	20,373,567,243	23,971,612	17,743,723,579	215,611,318
Underperforming	674,567,319	106,290,451	964,747,657	118,888,946
Non-performing	173,305,871	10,354,149	110,113,112	84,377,795
Other Assets especially mentioned	-	-	-	-
Substandard	262,492,768	234,521,289	262,500,000	201,149,262
Doubtful	1,040,896,492	1,040,896,492	1,118,713,068	1,118,713,068
Loss	22,524,829,693	1,416,033,993	20,199,797,416	1,738,740,389

PAK CHINA INVESTMENT COMPANY LIMITED  
NOTES TO THE FINANCIAL STATEMENTS (UNAUDITED)  
FOR THE PERIOD ENDED 30 SEPTEMBER 2025

	Note	(Unaudited) 30 September 2025	(Audited) 31 December 2024
-----Rupees-----			
<b>10 PROPERT Y AND EQUIPMENT</b>			
Capital work-in-progress	10.1	5,576,200	768,400
Property and equipment	10.2	198,035,044	197,763,528
		<u>203,611,244</u>	<u>198,531,928</u>
<b>10.1 Capital work-in-progress</b>			
Advances to suppliers		<u>5,576,200</u>	<u>768,400</u>
		(Unaudited)	(Unaudited)
		30 September 2025	30 September 2024
-----Rupees-----			
<b>10.2 Additions to property and equipment</b>			
The following additions have been made to Property and Equipment during the period:			
<b>Capital work-in-progress</b>		-	-
<b>Property and equipment</b>			
Furniture and fixture		-	391,920
Vehicles		-	29,233,860
Electrical office and computer equipment		14,570,494	567,521
		<u>14,570,494</u>	<u>30,193,301</u>
		<u>14,570,494</u>	<u>30,193,301</u>
<b>10.3 Disposal of property and equipment</b>			
The net book value of Property and Equipment disposed off during the period is as follows:			
<b>Property and equipment</b>			
Furniture and fixtures		7,308	-
Computers and office equipment		43,779	187,385
		<u>51,087</u>	<u>187,385</u>
		(Unaudited)	(Audited)
		30 September 2025	31 December 2024
<b>11 RIGHT-OF-USE ASSETS</b>		Building	Building
-----Rupees-----			
<b>At 01 January</b>			
Cost		317,481,395	317,481,395
Accumulated Depreciation		(225,367,210)	(177,573,741)
<b>Net Carrying amount at 01 January</b>		<u>92,114,185</u>	<u>139,907,654</u>
<b>Year ended December 31</b>			
Additions during the year		-	-
Deletions during the period		-	-
Depreciation charge for the period		(25,967,199)	(47,793,469)
<b>Net Carrying amount at 30 September / 31 December</b>		<u>117,520,235</u>	<u>92,114,185</u>
<b>At December 31</b>			
Cost		317,481,395	317,481,395
Accumulated Depreciation		(251,334,409)	(225,367,210)
<b>Net Carrying amount at December 31</b>		<u>66,146,986</u>	<u>92,114,185</u>
Rate of deprecation (percentage)			
Useful life (years)			
<b>At December 31</b>			
Cost		317,481,395	317,481,395
Depreciation charge for the period		(251,334,409)	(225,367,210)
<b>Net Carrying amount at December 31</b>		<u>66,146,986</u>	<u>92,114,185</u>
<b>12 INTANGIBLE ASSETS</b>			
Computer Software		<u>952,221</u>	<u>2,535,201</u>
		(Unaudited)	(Unaudited)
		30 September 2025	30 September 2024
-----Rupees-----			
<b>12.1 Additions to intangible assets</b>			
The following additions have been made to intangible assets during the period:			
Directly purchased		-	-

**PAK CHINA INVESTMENT COMPANY LIMITED**  
**NOTES TO THE FINANCIAL STATEMENTS (UNAUDITED)**  
**FOR THE PERIOD ENDED 30 SEPTEMBER 2025**

	(Unaudited)	(Audited)
	30 September 2025	31 December 2024
	-----Rupees-----	
<b>13 OTHER ASSETS</b>		
Income / mark-up accrued in local currency	731,515,962	727,587,932
Income / mark-up accrued in foreign currency	89,057,167	229,145,879
Advances, deposits, advance rent and other prepayments	96,304,352	97,169,512
Receivable against fee, commission and advisory services	42,798,345	29,730,014
Receivable against disposal of shares	-	-
Advance taxation (payments less provisions)	21,876,397	229,134,976
Receivable against rent	3,304,180	7,648,565
Receivable from provident fund	22,267,152	5,238,843
Receivable from Gratuity fund	-	16,256,005
Deferred fair value loss on derecognition of financial asset	13.1 162,799,916	176,754,191
Others	542,349	841,318
	<u>1,179,765,820</u>	<u>1,519,507,235</u>
Less: Credit loss allowance held against other assets	27,720,001	27,720,001
Other assets (Net of credit loss allowance)	<u>1,152,045,819</u>	<u>1,491,787,234</u>

**13.1** As per the privatization initiative approved by the Government of Pakistan (GoP), a new public limited company, Pakistan International Airlines Holding Company Limited (PIAHCL), has been formed by GoP to succeed specified assets and liabilities of Pakistan International Airlines Corporation Limited (PIACL). In this regard, the Company recorded deferred fair value loss, at a benchmark rate corresponding to the tenor of the loan, arising from the restructuring of syndicated exposure to PIACL in accordance with the guidance issued by the SBP vide letter No. BPRD / BRD / PIAHCL / 733688 – 2024 dated August 01, 2024. The impact of deferred loss recognition during the period is disclosed in note 26.1 to these unconsolidated financial statements.

**Profit after taxation for the period ended 30 September 2025**

	(Unaudited)	(Audited)
	30 September 2025	31 December 2024
	-----Rupees-----	
<b>14 BORROWINGS</b>		
<b>Secured</b>		
Borrowings from State Bank of Pakistan		
Renewable Energy Power Projects (REPP)	-	-
Long Term Finance Facility (LTFF)	1,350,237,026	1,403,760,645
Temporary Economic Relief Facility (TERF)	661,232,814	830,864,889
	<u>2,011,469,840</u>	<u>2,234,625,534</u>
Borrowing from financial institution	-	39,999,993,915
Other borrowings	6,253,250,000	9,416,083,333
<b>Total secured</b>	<u>9,548,971,640</u>	<u>51,650,702,782</u>
<b>Unsecured</b>		
Borrowing from banks	5,694,154,126	1,029,766,425
	<u>15,243,125,766</u>	<u>52,680,469,207</u>
<b>15 DEPOSITS AND OTHER ACCOUNTS</b>		
<b>Customers</b>		
- Term deposits	15.1 1,776,812,475	2,174,951,256
<b>15.1</b> All the deposits are in local currency.		

**PAK CHINA INVESTMENT COMPANY LIMITED**  
**NOTES TO THE FINANCIAL STATEMENTS (UNAUDITED)**  
**FOR THE PERIOD ENDED 30 SEPTEMBER 2025**

**16 LEASE LIABILITIES**

	(Unaudited)	(Audited)
	30 September 2025	31 December 2024
	-----Rupees-----	
Outstanding amount at the start of the year	76,568,960	122,080,378
Additions during the year	-	-
Lease payments including interest	-	(62,418,876)
Interest expense	9,064,262	16,907,458
Outstanding amount at the end of the year	<u>85,633,222</u>	<u>76,568,960</u>

**16.1 Contractual maturity of lease liabilities**

Not later than one year	9,064,262	43,087,249
Profit after taxation for the period ended 30 September 2024	76,568,960	33,481,711
Over five years	-	-
Total at the year end	<u>85,633,222</u>	<u>76,568,960</u>

This Represents space obtained for Office in Islamabad and a house for chinese staff. These are discounted using incremental borrowing rate ranging from 12.33% to 22.13% (2024: 10.77% to 22.13%). Lease rentals are subject to annual escalation of 10% and 8.34% for chinese staff house and office space respectively.

	(Unaudited)	(Audited)
	30 September 2025	31 December 2024
	-----Rupees-----	

**17 DEFERRED TAX ASSETS / (LIABILITIES)**

**Deductible Temporary Differences on**

- Post retirement employee benefits	470,159	(3,159,921)
- Provision for diminution in the value of FVOCI	-	207,694,689
- Liabilities against assets subject to lease	(2,013,970)	29,851,894
- Credit loss allowance / provision against advances, off balance sheet etc	486,803,728	794,222,658
- Revaluation of investments - FVOCI	(18,486,090)	(173,671,149)
- Effective interest rate and modification loss	73,852,181	69,614,830
- Capital Losses	18,728,878	9,877,717
	<u>559,354,886</u>	<u>934,430,718</u>

**Taxable Temporary Differences**

- Accelerated tax depreciation	7,409,243	(27,415,834)
- Revaluation of investments - FVPL	60,373,652	(9,213,750)
-NET investment in leases	(51,319,125)	-
- Unrealized exchange gain	(976,525,131)	(969,839,377)
	<u>(960,061,360)</u>	<u>(1,006,468,961)</u>
	<u>(400,706,474)</u>	<u>(72,038,243)</u>

**18 OTHER LIABILITIES**

	(Unaudited)	(Audited)
	30 September 2025	31 December 2024
	-----Rupees-----	
Mark-up / Return / Interest payable in local currency	369,487,613	1,126,704,269
Accrued expenses	81,125,134	119,790,812
Unearned fee / commission	1,413,650	906,552
Current taxation (provisions less payments)	-	-
Withholding tax / sales tax payable	11,894,426	2,034,716
Payable to contribution benefit plan	-	-
Payable to defined benefit plan	5,105,814	-
Credit loss allowance against off-balance sheet obligations	17,091,223	147,380,517
Others	38,603,512	70,769,284
	<u>524,721,372</u>	<u>1,467,586,150</u>

Note

**PAK CHINA INVESTMENT COMPANY LIMITED**  
**NOTES TO THE FINANCIAL STATEMENTS (UNAUDITED)**  
**FOR THE PERIOD ENDED 30 SEPTEMBER 2025**

	(Unaudited)	(Audited)
	30 September 2025	31 December 2024
	-----Rupees-----	
18.1 Credit loss allowance against off-balance sheet obligations		
Opening balance	147,380,517	48,341,383
Impact of IFRS 09	-	-
	147,380,517	48,341,383
Charge for the period	4,133,618	99,039,134
Reversals	(134,422,912)	-
	(130,289,294)	99,039,134
Amount written off	-	-
Closing balance	17,091,223	147,380,517

**19 ADVANCE AGAINST ISSUE OF SHARES**

This represents difference between amount received and shares issued to Ministry of Finance (MOF). The shares were issued in the ratio of 50:50 to both the sponsors. This amount will be adjusted against next tranche of equity injection.

	(Unaudited)	(Audited)
	30 September 2025	31 December 2024
	-----Rupees-----	
20 SURPLUS / (DEFICIT) ON REVALUATION OF ASSETS		
(Deficit) / surplus on revaluation of		
- Securities measured at FVOCI - Debt	8.1 70,107,228	331,410,493
- Securities measured at FVOCI - Equity	8.1 235,914,741	109,661,571
	306,021,969	441,072,064
Deferred tax on (Deficit) / surplus on revaluation of:		
- Securities measured at FVOCI - Debt	(25,629,750)	(129,250,090)
- Securities measured at FVOCI - Equity	(86,505,332)	(44,421,058)
	(112,135,082)	(173,671,148)
	193,886,887	267,400,916

**21 CONTINGENCIES AND COMMITMENTS**

Guarantees	21.1	5,197,298,153	5,001,740,674
Commitments	21.2	1,910,510,178	44,193,666,229
Other contingent liability	21.3	168,100,000	168,100,000
		7,275,908,331	49,363,506,903

**21.1 Guarantees**

Financial guarantees	5,197,298,153	5,001,740,674
Performance guarantees	-	-
	5,197,298,153	5,001,740,674

**21.2 Commitments**

Documentary credits and short term trade related transactions			
Letters of credit		-	23,571,702
Commitments in respect of:			
Forward government securities transactions - Purchase		-	41,295,743,142
Forward government securities transactions - Sale	7	-	924,895,000
Non government debt securities transactions - Sale	7	-	1,085,826,384
Commitments to extend credits	21.2.1	1,909,490,178	862,610,001
Commitment for acquisition of fixed assets		1,020,000	1,020,000
		1,910,510,178	44,193,666,229

**21.2.1 Commitments to extend credits**

The Company makes commitments to extend credit in the normal course of its business, but these being revocable commitments, normally do not attract any significant penalty or expense if the facility is unilaterally withdrawn. As at reporting date, however, the Company's outstanding irrevocable commitments amounts to Rs. 1,909.4 million (2024: Rs. 862.6 million).

**PAK CHINA INVESTMENT COMPANY LIMITED**  
**NOTES TO THE FINANCIAL STATEMENTS (UNAUDITED)**  
**FOR THE PERIOD ENDED 30 SEPTEMBER 2025**

**21.3 Other contingent liability**

An ex-employee of the company has lodged a claim of Rs.168.1 million against the Company. The case has been decided in favor of the Company and the complainant has filed an appeal before the High Court against decision of the Civil Judge. Based on internal assessment and legal advice, management is confident that the case will be decided in the favor of the Company and possibility of any adverse outcome is remote. Accordingly, no provision has been made in these financial statements.

		(Unaudited)	
		For the nine months ended	
		30 September 2025	30 September 2024
<b>22</b>	<b>MARK-UP / RETURN / INTEREST EARNED</b>	----- Rupees -----	
	Loans and advances	1,849,615,840	2,933,762,112
	Investments	1,583,623,002	5,414,291,185
	Lendings to financial institutions	99,283,573	285,979,147
	Balances with banks	301,069,124	373,983,562
		<u>3,833,591,539</u>	<u>9,008,016,006</u>
<b>22.1</b>	<b>Interest income (calculated using effective interest rate method) recognised on:</b>		
	Financial assets measured at amortised cost	2,249,968,537	3,593,724,821
	Financial assets measured at fair value through OCI	1,583,623,002	5,414,291,185
		<u>3,833,591,539</u>	<u>9,008,016,006</u>
<b>23</b>	<b>MARK-UP / RETURN / INTEREST EXPENSED</b>		
	Deposits	105,836,349	54,402,375
	Borrowings	1,312,273,035	5,643,642,390
	Lease liability	9,064,262	12,740,503
		<u>1,427,173,646</u>	<u>5,710,785,268</u>
<b>23.1</b>	Interest expense calculated using effective interest rate method	<u>1,427,173,646</u>	<u>5,710,785,268</u>
<b>24</b>	<b>FEE AND COMMISSION INCOME</b>		
	Credit related fee	8,693,322	7,030,718
	Investment banking fees	4,163,582	18,206,952
	Commission on trade	65,143	525,773
	Commission on guarantees	41,482,656	33,268,757
		<u>54,404,703</u>	<u>59,032,200</u>
<b>25</b>	<b>GAIN / (LOSS) ON SECURITIES</b>		
	Realized	69,317,526	65,261,690
	Unrealised - Measured at FVPL	78,981,226	97,125,400
		<u>148,298,752</u>	<u>162,387,090</u>
<b>25.1</b>	<b>Realized gain / (loss) on:</b>		
	Federal Government Securities	(39,338,491)	11,345,070
	Shares	108,656,017	53,916,620
		<u>69,317,526</u>	<u>65,261,690</u>
<b>26</b>	<b>NET LOSS ON DERECOGNITION OF FINANCIAL ASSETS MEASURED AT AMORTISED COST</b>		
	Loss on derecognition of financial assets measured at amortised cost	(13,954,275)	(6,977,139)
		<u>(13,954,275)</u>	<u>(6,977,139)</u>
<b>26.1</b>	This represents fair value loss arising from the restructuring of Pakistan International Airlines Corporation Limited (PIACL). The SBP through its Circular Letter No. BPRD / BRD / PIAHCL / 733688 – 2024 dated August 01, 2024 has allowed staggering of such fair value impact over a period of 06 years at rates 5%, 10%, 15%, 20%, 25% and 25% from year 01 to year 06. Accordingly, the Company has recognised proportionate amount of 2nd year's 10% of loss in these unconsolidated financial statements.		

		(Unaudited)	
		For the nine months ended	
		30 September 2025	30 September 2024
<b>27</b>	<b>OTHER INCOME</b>	----- Rupees -----	
	Rent on property	13,478,226	12,479,840
	Gain on sale of property and equipment - net	967,393	29,941
	Other income	1,746,946	4,700
		<u>16,192,565</u>	<u>12,514,481</u>



**PAK CHINA INVESTMENT COMPANY LIMITED**  
**NOTES TO THE FINANCIAL STATEMENTS (UNAUDITED)**  
**FOR THE PERIOD ENDED 30 SEPTEMBER 2025**

**34 FAIR VALUE MEASUREMENTS**

The fair value of quoted securities other than those classified under held to collect model, is based on quoted market price. Quoted securities classified under held to collect model are carried at amortized cost. The fair value of unquoted equity securities, other than investments in associates and subsidiaries, is determined on the basis of the break-up value of these investments as per their latest available audited financial statements.

The fair value of unquoted debt securities, fixed term loans, other assets, other liabilities, fixed term deposits, cash & bank balances and borrowings can not be calculated with sufficient reliability due to the absence of current and active market for these assets and liabilities and reliable data regarding market rates for similar instruments.

**34.1 Fair value of financial assets**

The Company measures fair values using the following fair value hierarchy that reflects the significance of the inputs used in making the measurements:

Level 1: Fair value measurements using quoted prices (unadjusted) in active markets for identical assets or liabilities.

Profit after taxation for the period ended: Fair value measurements using inputs other than quoted prices included within Level 1 that are observable for the assets or liability, either directly (i.e. as prices) or indirectly (i.e. derived from prices).

Level 3: Fair value measurements using input for the asset or liability that are not based on observable market data (i.e. unobservable inputs).

**34.2** The table below analyses financial instruments measured at the end of the reporting period by the level in the fair value hierarchy into which the fair value measurement is categorized:

	(Unaudited)				Total
	30 September 2025				
Carrying value	Level 1	Level 2	Level 3	-----Rupees-----	
<b>On balance sheet financial instruments</b>					
<b>Financial assets - measured at fair value</b>					
<b>Investments</b>					
Federal Government Securities	5,971,085,795	-	5,971,085,795	-	5,971,085,795
Shares	2,034,077,981	1,478,724,328	-	555,353,653	2,034,077,981
Preference Shares	450,478,488	400,995,000	-	49,483,488	450,478,488
Non-Government Debt Securities	5,816,427,500	3,906,106,824	1,910,320,676	-	5,816,427,500
	<b>14,272,069,764</b>	<b>5,785,826,152</b>	<b>7,881,406,471</b>	<b>604,837,141</b>	<b>14,272,069,764</b>
<b>Financial assets - disclosed but not measured at fair value</b>					
Commercial Paper	236,219,046	-	-	-	-
Non-Government Debt Securities	-	-	-	-	-
	<b>236,219,046</b>	<b>-</b>	<b>-</b>	<b>-</b>	<b>-</b>
	<b>14,508,288,810</b>	<b>5,785,826,152</b>	<b>7,881,406,471</b>	<b>604,837,141</b>	<b>14,272,069,764</b>
<b>Off-balance sheet financial instruments - measured at fair value</b>					
Forward government securities transactions - purchase	-	-	-	-	-
Forward government securities transactions - sale	-	-	-	-	-

**PAK CHINA INVESTMENT COMPANY LIMITED**  
**NOTES TO THE FINANCIAL STATEMENTS (UNAUDITED)**  
**FOR THE PERIOD ENDED 30 SEPTEMBER 2025**

	(Audited)				
	31 December 2024				
Carrying value	Level 1	Level 2	Level 3	Total	
	-----Rupees-----				
<b>On balance sheet financial instruments</b>					
<b>Financial assets - measured at fair value</b>					
<b>Profit after taxation for the period ended 30 September 2025</b>					
Federal Government Securities	45,003,950,601	-	45,003,950,601	-	45,003,950,601
Shares	1,357,969,267	1,357,969,267	-	-	1,357,969,267
Preference Shares	355,950,000	355,950,000	-	-	355,950,000
Non-Government Debt Securities	7,265,885,864	-	7,265,885,864	-	7,265,885,864
	<u>53,983,755,732</u>	<u>1,713,919,267</u>	<u>52,269,836,465</u>	<u>-</u>	<u>53,983,755,732</u>
<b>Financial assets - disclosed but not measured at fair value</b>					
Shares	451,096,000	-	-	-	-
Non-Government Debt Securities	-	-	-	-	-
	<u>451,096,000</u>	<u>-</u>	<u>-</u>	<u>-</u>	<u>-</u>
	<u>54,434,851,732</u>	<u>1,713,919,267</u>	<u>52,269,836,465</u>	<u>-</u>	<u>53,983,755,732</u>
<b>Off-balance sheet financial instruments - measured at fair value</b>					
Forward government securities transactions - purchase	-	-	41,295,743,142	-	41,295,743,142
Forward government securities transactions - sale	-	-	-	924,895,000	924,895,000

**34.3** Fair value is the amount for which an asset could be exchanged or a liability settled between knowledgeable willing parties in an arms length transaction. Fair value of the financial instrument is based on:

Federal Government Securities  
Listed Securities  
Non-Government Debt Securities

PKRV rates (Reuters page)  
Market Prices  
MUFAP

PAK CHINA INVESTMENT COMPANY LIMITED  
NOTES TO THE FINANCIAL STATEMENTS (UNAUDITED)  
FOR THE PERIOD ENDED 30 SEPTEMBER 2025

35 SEGMENT INFORMATION

35.1 Segment Details with respect to Business Activities

	(Unaudited)				
	30 September 2025				
	Corporate banking & SME group	Investment Banking group	Treasury	Head Office	Total
	-----Rupees-----				
<b>Profit &amp; Loss</b>					
Net mark-up / return / profit	1,254,379,154	290,841,291	241,418,054	619,779,394	2,406,417,893
Inter segment revenue - net	(881,406,764)	(146,349,021)	(159,981,429)	1,187,737,214	-
Non mark-up income	41,547,799	199,042,283	(39,338,491)	80,142,795	281,394,386
Total Income	414,520,189	343,534,553	42,098,134	1,887,659,403	2,687,812,279
Segment direct expenses	(55,607,429)	(24,542,385)	(33,017,289)	(493,206,349)	(606,373,452)
Provisions / Impairment	164,452,608	203,626,798	-	172,245,912	540,325,319
Profit before tax	523,365,368	522,618,966	9,080,845	1,566,698,967	2,621,764,146
Profit after taxation					
	(Unaudited)				
	30 September 2025				
	Corporate banking & SME group	Investment Banking group	Treasury	Head Office	Total
	-----Rupees-----				
<b>Balance Sheet</b>					
Cash & Bank balances	-	-	3,599,602,375	5,327,562,122	8,927,164,497
Investments	5,377,365,940	2,723,153,963	5,971,085,795	436,683,112	14,508,288,810
Advances					
Performing	16,023,356,078	4,896,976,648	-	127,801,836	21,048,134,562
Credit loss allowance	434,208,121	(564,452,929)	-	(17,255)	(130,262,063)
	16,457,564,199	4,332,523,719	-	127,784,581	20,917,872,499
Non-performing	1,476,031,567	-	-	663,564	1,476,695,131
Credit loss allowance	(1,285,108,366)	-	-	(663,564)	(1,285,771,930)
	190,923,201	-	-	-	190,923,201
Others	690,220,963	290,874,134	14,655,221	427,005,952	1,422,756,270
<b>Total Assets</b>	22,716,074,303	7,346,551,816	9,585,343,391	6,319,035,767	45,967,005,277
Borrowings	6,758,711,254	364,000,000	8,120,414,512	-	15,243,125,766
Deposits	1,763,093,294	-	13,719,181	-	1,776,812,475
Others	76,170,922	18,981,108	248,382,942	667,526,096	1,011,061,068
<b>Total liabilities</b>	8,597,975,470	382,981,108	8,382,516,635	667,526,096	18,030,999,309
Equity	-	-	-	27,936,005,967	27,936,005,967
<b>Total Equity &amp; liabilities</b>	8,597,975,470	382,981,108	8,382,516,635	28,603,532,063	45,967,005,276
<b>Contingencies &amp; Commitments</b>	7,106,788,331	-	-	169,120,000	7,275,908,331

**PAK CHINA INVESTMENT COMPANY LIMITED**  
**NOTES TO THE FINANCIAL STATEMENTS (UNAUDITED)**  
**FOR THE PERIOD ENDED 30 SEPTEMBER 2025**

	(Unaudited)				
	30 September 2024				
	Corporate banking & SME group	Investment Banking group	Treasury	Head Office	Total
<b>Profit &amp; Loss</b>	-----Rupees-----				
Net mark-up / return / profit	2,501,807,986	229,069,493	153,514,400	412,838,859	3,297,230,738
Inter segment revenue - net	(1,674,613,609)	(192,029,113)	(58,008,956)	1,924,651,678	-
Non mark-up income	40,825,248	189,023,973	11,345,070	(57,013,142)	184,181,149
<b>Total Income</b>	<b>868,019,625</b>	<b>226,064,353</b>	<b>106,850,514</b>	<b>2,280,477,395</b>	<b>3,481,411,887</b>
Segment direct expenses	(59,575,882)	(18,803,928)	(29,701,741)	(517,464,728)	(625,546,279)
Provisions	(139,833,557)	171,241,520	-	-	31,407,963
<b>Profit before tax</b>	<b>668,610,186</b>	<b>378,501,945</b>	<b>77,148,773</b>	<b>1,763,012,668</b>	<b>2,887,273,572</b>
	(Audited)				
	31 December 2024				
	Corporate banking & SME group	Investment Banking group	Treasury	Head Office	Total
<b>Balance Sheet</b>	-----Rupees-----				
Cash & Bank balances	-	-	924,199,000	6,045,248,903	6,969,447,903
Investments	6,931,017,638	2,529,737,681	45,003,950,601	(29,854,188)	54,434,851,732
Advances					
Performing	18,581,301,041	-	-	127,170,195	18,708,471,236
General provision	(333,819,533)	-	-	(680,731)	(334,500,264)
	18,247,481,508	-	-	126,489,464	18,373,970,972
Non-Performing	1,490,662,616	-	-	663,564	1,491,326,180
Specific provision	(1,403,576,561)	-	-	(663,564)	(1,404,240,125)
	87,086,055	-	-	-	87,086,055
Others	798,832,369	180,915,773	15,274,900	789,945,506	1,784,968,548
<b>Total Assets</b>	<b>26,064,417,570</b>	<b>2,710,653,454</b>	<b>45,943,424,501</b>	<b>6,931,829,685</b>	<b>81,650,325,210</b>
Borrowings	6,398,052,175	864,000,000	45,241,349,768	177,067,264	52,680,469,207
Deposits	1,900,000,000	-	274,951,256	-	2,174,951,256
Others	179,321,809	15,234,031	997,261,853	424,375,661	1,616,193,354
<b>Total liabilities</b>	<b>8,477,373,984</b>	<b>879,234,031</b>	<b>46,513,562,877</b>	<b>601,442,925</b>	<b>56,471,613,817</b>
Equity	-	-	-	25,178,711,394	25,178,711,394
<b>Total Equity &amp; liabilities</b>	<b>8,477,373,984</b>	<b>879,234,031</b>	<b>46,513,562,877</b>	<b>25,780,154,319</b>	<b>81,650,325,211</b>
<b>Contingencies &amp; Commitments</b>	<b>5,887,922,377</b>	<b>-</b>	<b>43,306,464,528</b>	<b>169,120,000</b>	<b>49,363,506,905</b>

**PAK CHINA INVESTMENT COMPANY LIMITED**  
**NOTES TO THE FINANCIAL STATEMENTS (UNAUDITED)**  
**FOR THE PERIOD ENDED 30 SEPTEMBER 2025**

**36 RELATED PARTY TRANSACTIONS**

The Company has related party relationships with shareholders and entities in which its shareholders have any interest, key management personnel, directors and employees' funds. The Government of Pakistan (Ministry of Finance) is a related party of the Company; therefore all government authorities, agencies, affiliates and other organizations ("state-controlled entities") are related parties of the Company. Significant transactions with these state-controlled entities have been separately disclosed, in aggregate. Other entities which for its business acquisition or provision of services relies / depends to a greater extent on the Company / DFI i.e. major portion (50% or more) of its business (upstream or downstream) is also a related party.

Banking transactions with the related parties are executed substantially on the same terms, including mark-up rates and collateral, as those prevailing at the time for comparable transactions with unrelated parties and do not involve more than normal risk (i.e. under the comparable uncontrolled price method) other than those under terms of employment.

Details of transactions with related parties during the period, other than those which have been disclosed elsewhere in these financial statements are as follows:

	30 September 2025 (Unaudited)			31 December 2024 (Audited)		
	Directors	Key management personnel	Other related parties	Directors	Key management personnel	Other related parties
	-----Rupees-----					
<b>Lendings to financial institutions</b>						
Opening balance	-	-	-	-	-	953,802,000
Addition during the period	-	-	14,859,290,208	-	-	66,875,387,061
Profit after taxation for the period ended 30 September	-	-	(13,258,463,833)	-	-	(67,829,189,061)
Closing balance	-	-	1,600,826,375	-	-	-
<b>Investments</b>						
Opening balance	-	-	1,313,144,784	-	-	439,547,070
Investment made during the period	-	-	-	-	-	-
Investment redeemed / disposed off during the period	-	-	-	-	-	-
Transfer in / (out) - net	-	-	-	-	-	-
Revaluation / impairment impact	-	-	286,019,325	-	-	873,597,714
Closing balance	36.1	-	1,599,164,109	-	-	1,313,144,784
<b>Advances</b>						
Opening balance	-	75,107,172	184,210,525	-	60,009,813	289,473,686
Addition during the period / year	-	3,695,000	-	-	21,260,004	-
Transferred to other assets	-	-	-	-	-	-
Repaid during the period / year	-	(8,612,333)	(78,947,367)	-	(6,162,645)	(105,263,161)
Closing balance	-	70,189,839	105,263,158	-	75,107,172	184,210,525
Credit loss allowance held against advances	-	322	2,756,314	-	4,203	22,336,760

**PAK CHINA INVESTMENT COMPANY LIMITED**  
**NOTES TO THE FINANCIAL STATEMENTS (UNAUDITED)**  
**FOR THE PERIOD ENDED 30 SEPTEMBER 2025**

	30 September 2025 (Unaudited)			31 December 2024 (Audited)		
	Directors	Key management personnel	Other related parties	Directors	Key management personnel	Other related parties
	-----Rupees-----					
<b>Other Assets</b>						
<b>Deferred Employees Benefits</b>						
Opening balance	-	41,876,762	-	-	34,820,000	-
Transferred from advances	-	-	-	-	-	-
Addition during the period / year	-	259,884	-	-	12,012,996	-
Repaid during the period / year	-	-	-	-	(178,442)	-
Amortized during the period / year	-	(4,394,355)	-	-	(4,777,792)	-
Closing balance	-	37,742,291	-	-	41,876,762	-
Interest / mark-up accrued	-	-	1,416,438	-	-	1,825,748
Receivable from staff contributed fund	-	-	22,244,847	-	-	5,238,843
Receivable from staff retirement fund	-	-	-	-	-	16,256,005
Other receivable	-	2,578	2,988,372	-	1,679	2,988,372
	-	2,578	26,649,657	-	1,679	26,308,968
<b>Borrowings</b>						
Opening balance	-	-	-	-	-	-
Borrowings during the period	-	-	2,801,959,825	-	-	9,244,287,035
Profit after taxation for the period ended 30 September	-	-	(2,801,959,825)	-	-	(9,244,287,035)
Closing balance	-	-	-	-	-	-
<b>Deposits</b>						
Opening balance	-	-	274,951,256	-	-	236,340,203
Received during the period / year	-	-	27,048,879	-	-	1,412,936,435
Withdrawn during the period / year	-	-	(288,280,954)	-	-	(1,374,325,382)
Closing balance	-	-	13,719,181	-	-	274,951,256
<b>Other Liabilities</b>						
Interest / mark-up payable	-	-	251,683	-	-	13,711,862
Payable to staff contribution fund	-	-	-	-	-	-
Payable to staff retirement fund	-	-	5,105,814	-	-	-
Other liabilities	-	4,684,141	87,944,417	21,555,941	9,412,497	79,273,172
	-	4,684,141	93,301,915	21,555,941	9,412,497	92,985,034

**PAK CHINA INVESTMENT COMPANY LIMITED**  
**NOTES TO THE FINANCIAL STATEMENTS (UNAUDITED)**  
**FOR THE PERIOD ENDED 30 SEPTEMBER 2025**

	30 September 2025 (Unaudited)			30 September 2024 (Unaudited)		
	Directors	Key management personnel	Other related parties	Directors	Key management personnel	Other related parties
	-----Rupees-----					
<b>Income</b>						
Mark-up / return / interest earned	-	6,848,760	24,467,409	-	-	41,760,637
Fee Received	-	-	6,062,900	-	-	-
<b>Expense</b>						
Mark-up / return / interest paid	506,502	506,502	29,842,151	55,037	55,037	16,774,059
<b>Operating expenses</b>						
Charge for defined benefit plan	1,291,671	4,905,630	7,015,932	552,546	1,892,733	22,780,094
Charge for contribution plan	1,973,331	3,405,545	5,067,742	558,474	906,850	13,711,201
Salaries	32,559,943	57,494,818	-	19,448,168	18,382,052	-
Bonus expense	9,292,525	20,326,714	-	7,242,514	10,764,311	-
Overseas allowances	9,314,667	-	-	2,383,283	-	-
Leave fair assistance & Encashment	3,649,607	6,158,213	-	-	1,548,744	-
Tax borne by employer	38,403,202	18,808,959	-	8,356,262	4,266,671	-
Others	18,893,473	32,515,813	4,699,678	4,226,928	8,700,730	274,641
Depreciation expense on lease hold building	2,818,538	2,818,538	23,270,882	4,170,095	4,170,095	31,113,091
CDC charges paid	-	-	-	-	-	-

The Federal Government through Ministry of Finance holds controlling interest (50% shareholding) in the Company and therefore entities which are owned and / or controlled by the Federal Government, or where the Federal Government may exercise significant influence, are related parties of the Company. The Company in the ordinary course of business enters into transaction with Government related entities. Such transactions include deposits to, investments, lendings, loan and advances and provision of other banking services. As at reporting date, the deposits, loans and advances, investments, lendings and borrowings relating to Government related entities amounted to Rs. 5,152 million (2024: 1.5 million), Rs. 901.7 million (2024: 901.7 million), Rs. 304.4 million (2024: 356.9 million) Rs. Nil (2024: nil) respectively, and income earned on deposits, advances, investment and lendings and interest expense on borrowings amounted to Rs. 58.6 million (2024: 118.2 million), Rs. 25 million (2024: 95 million), Rs. 33.4 million (2024: 37.6 million) and Rs. Nil (2024: 10 million) respectively.

**36.1** This includes an equity investment of Rs. 1,120.86 million (2024: Rs. 1,112.05 million) representing 5% (2024: 5%) interest in Pakistan Stock Exchange (PSX) acquired through participation in the consortium under the Consortium Agreement (CA) dated March 02, 2017. Pursuant to CA the director of the Company is serving on the board of PSX as a nominee of the consortium. This also includes an equity investment of Rs. 120.43 million (2024: Rs. 201.096 million) representing a 9.5% (2024: 9.5%) interest in Deli-JW Glassware Company Limited, which is related to the Company by virtue of common directorship.

**PAK CHINA INVESTMENT COMPANY LIMITED**  
**NOTES TO THE FINANCIAL STATEMENTS (UNAUDITED)**  
**FOR THE PERIOD ENDED 30 SEPTEMBER 2025**

	(Unaudited)	(Audited)
	30 September 2025	31 December 2024
<b>37 CAPITAL ADEQUACY, LEVERAGE RATIO &amp; LIQUIDITY REQUIREMENTS</b>		
<b>37.1 Minimum Capital Requirement (MCR):</b>	-----Rupees-----	
Paid-up capital (net of losses)	<b>11,136,400,000</b>	9,905,975,280
<b>37.2 Capital Adequacy Ratio (CAR):</b>		
Eligible Common Equity Tier 1 (CET 1) Capital	<b>26,844,186,625</b>	22,590,813,546
Eligible Tier 2 Capital	-	-
Total Eligible Capital (Tier 1 + Tier 2)	<b>26,844,186,625</b>	22,590,813,546
<b>Risk Weighted Assets (RWAs):</b>		
Credit Risk	<b>27,602,472,961</b>	25,185,650,555
Market Risk	<b>7,401,070,096</b>	11,829,250,720
Operational Risk	<b>7,993,341,155</b>	6,312,915,751
Profit after taxation for the period ended 30 September 2024	<b>42,996,884,212</b>	43,327,817,026
<b>Common Equity Tier 1 Capital Adequacy ratio</b>	<b>62.43%</b>	52.14%
<b>Tier 1 Capital Adequacy Ratio</b>	<b>62.43%</b>	52.14%
<b>Total Capital Adequacy Ratio</b>	<b>62.43%</b>	52.14%
<b>37.3 Other information:</b>		
<b>Minimum capital requirements prescribed by the SBP</b>		
CET1 minimum ratio (%)	<b>6.00%</b>	6.00%
Tier 1 minimum ratio (%)	<b>7.50%</b>	7.50%
Total capital minimum ratio (%)	<b>10.00%</b>	10.00%
Capital Conservation Buffer (CCB)	<b>1.50%</b>	1.50%
Total capital plus CCB minimum ratio (%)	<b>11.50%</b>	11.50%
<b>37.4 Leverage Ratio (LR):</b>		
Eligible Tier-1 Capital	<b>26,844,186,625</b>	22,590,813,546
Total Exposures	<b>48,209,216,529</b>	91,084,911,582
Leverage Ratio	<b>55.68%</b>	24.80%
Minimum Requirement	<b>3.00%</b>	3.00%
<b>37.5 Liquidity Coverage Ratio (LCR):</b>		
Total High Quality Liquid Assets	<b>9,347,036,323</b>	14,238,708,090
Total Net Cash Outflow	<b>4,038,010,037</b>	1,947,512,190
Liquidity Coverage Ratio	<b>231.48%</b>	731.12%
<b>37.6 Net Stable Funding Ratio (NSFR):</b>		
Total Available Stable Funding	<b>29,903,166,763</b>	31,425,243,876
Total Required Stable Funding	<b>23,299,676,082</b>	22,356,537,922
Profit after taxation for the period ended 30 September 2025	<b>128.34%</b>	140.56%
Minimum Requirement	<b>100.00%</b>	100.00%

The SBP, vide BPRD Circular No.08 dated 23 June 2016 has set the minimum Net Stable Funding Ratio Requirement (NSFR) for Banks / DFIs at 100%.

\*\*\*\*\* The link to the full disclosure is available at <https://pakchinainvest.com/uploads/files/car2025/car-Sep-25.pdf>

**PAK CHINA INVESTMENT COMPANY LIMITED  
NOTES TO THE FINANCIAL STATEMENTS (UNAUDITED)  
FOR THE PERIOD ENDED 30 SEPTEMBER 2025**

**38 GENERAL**

**38.1 Events after the reporting date**

There are no adjusting events after the date of statement of financial position that may have an impact on the financial statements.

**38.2** Captions, as prescribed by BPRD Circular No. 2, issued by the SBP, for which there are no amounts, have not been reproduced in these financial statements except for the statement of financial position and profit and loss account.


**38.3** Figures have been rounded off to the nearest Rupee, unless otherwise stated.

**38.4** The credit rating company limited has issued a long term credit rating of AAA, and the short term rating of A1+, for the Company.

**39 DATE OF AUTHORIZATION**

These financial statements were authorized for issue in the Board of Directors meeting held on

\_\_\_\_\_.



MANAGING DIRECTOR




CHIEF FINANCIAL OFFICER



CHAIRMAN



DIRECTOR



DIRECTOR